




Patient Transfer Lift

The ORBIT[®] Patient Transfer Lift is an American-made, safe, and convenient device to assist in lifting and transferring individuals with limited mobility. This unique patient transfer lift features an articulating arm and pivoting stanchion with brake that offers a reach of up to 5' in all directions and rotates 360-degrees, providing precise, all-round flexibility, even in tight spaces. Designed to be used with your favorite ancillary medical equipment, the ORBIT's non-obtrusive design allows the unit to be placed in small bedrooms and bathrooms and can be used with any bed size.



Precise control and maneuverability



Features and Benefits

- **Range of reach:** With its articulating arm and stanchion each rotating 360-degrees (allowing unmatched range of motion in all directions) and the arm's 3-point height adjustment (allowing the flexibility to set vertical clearance as needed), the ORBIT is the ideal transfer solution.
- **Reach options and load capacity:** Two reach options are available. The 5' arm offers a 10' range of motion and the 4' arm offers an 8' range of motion. Both feature a 440 lb. weight capacity.
- **Brake:** Slows the rotation of the stanchion by creating drag, allowing precise control.
- **Small footprint:** Unlike fixed track, rolling, or portable lifting systems, the ORBIT is not intrusive to the home or surrounding space. Its compact design allows the ORBIT to be mounted out of the way, in a location that's most convenient for the user or caregiver.
- **Minimal assembly:** Due to its single post design, installation time is reduced, which means minimal disruption for the user or their family. The ORBIT can be installed floor-to-ceiling or floor-to-wall.
- **Ceiling height accommodation:** Models are available to reach ceiling heights of 8'-12'.
- **Compact storage:** The standard floor-to-wall or floor-to-ceiling mount system provides flexibility and reduces clutter. When wall mounted and not in use, the arm may be folded flat to the wall and out of the way. When ceiling mounted, the arm may be folded in half and positioned in any direction.
- **Convenient:** Multiple units can be placed throughout the home for ultimate convenience. Simply move the ancillary medical equipment (portable motor, sling, etc.) from one ORBIT to another as needed.
- **Versatile:** Relocating the ORBIT is a simple process with minimal repair work.
- **Hook tab:** Built into the articulating arm for ancillary medical equipment attachment. Optional swivel hook is available if needed.

Quick Specs

Models:	4' arm, 5' arm, 8'-10' stanchion, 8'-12' stanchion
Application:	Residential and institutional
Operation:	Patient lifting and transferring
Mounting:	Bolted floor-to-ceiling or floor-to-wall
Weight Capacity:	440 lbs.
Stanchion Dimensions:	8-12' H x 2.5" W x 2.5" D (approx.)



Optional swivel hook is available to use with your favorite motor (swivel action helps to prevent motor tape from twisting).



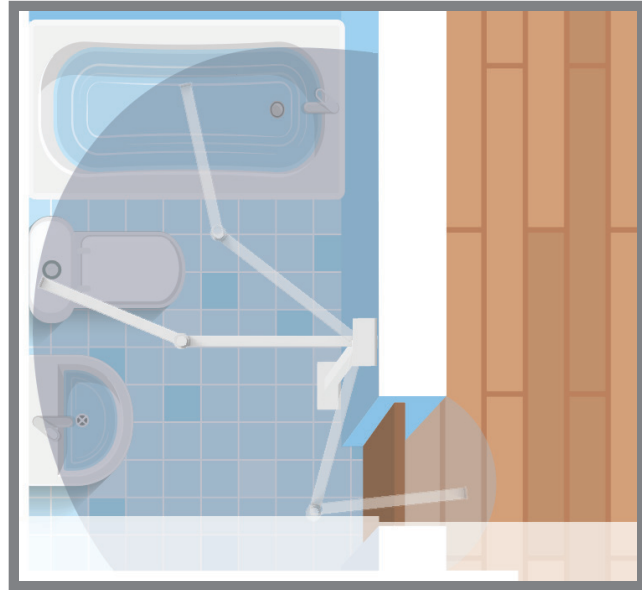
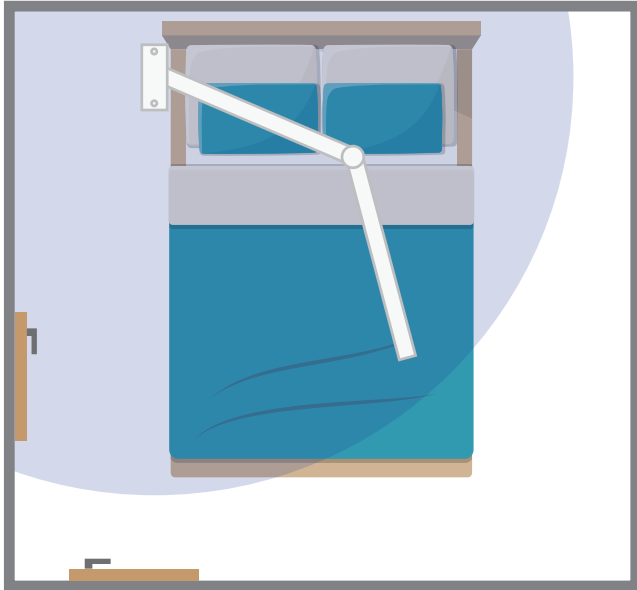
The ORBIT Patient Transfer Lift is made in the USA and is covered under our 5-year warranty.

The ORBIT Advantage

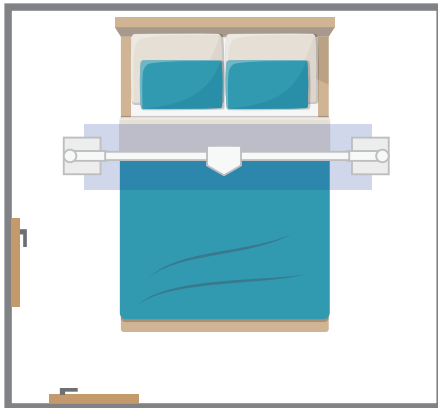
The ORBIT has a unique design that has many advantages over other patient transferring devices.

Single Post

The compact design, length of reach, and expansive range of motion the ORBIT provides is unmatched compared to other fixed track patient transferring systems.

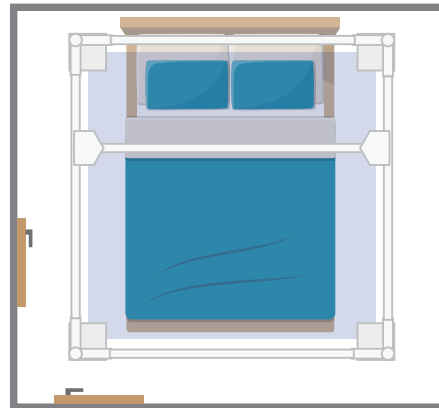


OTHER PATIENT LIFTING DEVICE LIMITATIONS



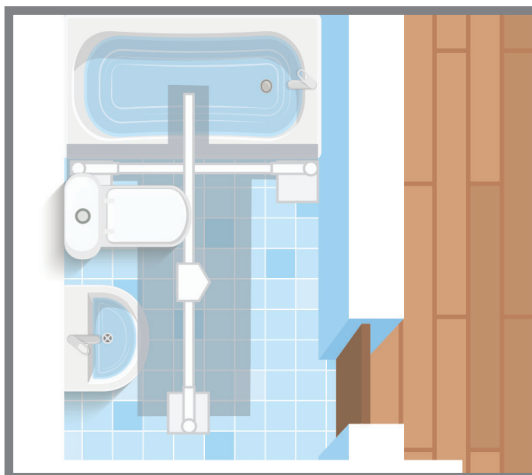
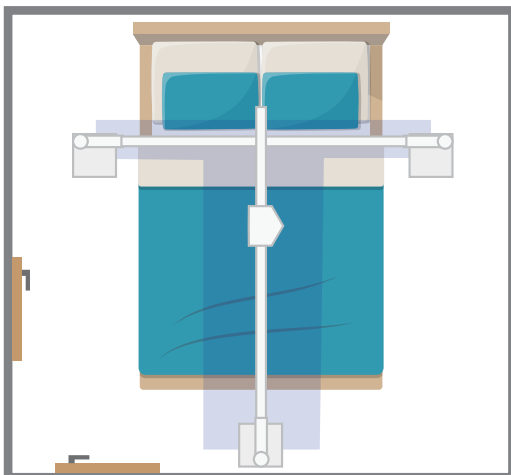
2 Post

Limited to one-directional movement. Confined to length of track and post placement.



4 Post

Multi-directional movement but limited within 4 post area. Confined to length of track and post placement. Takes up an entire room.



3 Post

Limited to two-directional movement. Confined to length of track and post placement. Posts take up valuable space, which is especially significant in smaller bathrooms.

Motor and Sling Options

The ORBIT Patient Transfer Lift works together with a motor and sling to perform safe patient transfers. We offer the Savaria Monarch Portable Motor and a variety of Savaria slings to use in conjunction with the ORBIT.

MOTOR OPTION

- Ultra lightweight design: only 11 lbs. makes it easy to carry between lifting devices.
- Small yet powerful: 440 lb. weight capacity.
- Carabiner hook included to attach fray-resistant motor tape to ORBIT hook tab.
- Built in spreader bar with SureClip system. The spring-loaded sling clip opens out rather than pushing inward (inward hinging clips can be so easy to push that a caregiver may think they have clipped the sling onto the lift, when they have not). This detail helps avoid potentially dangerous mis-clips when attaching the sling that could cause the sling to detach from the motor during use.
- Control buttons are located on both the motor and hand control.
- Hand control is waterproof, easy to clean, and can be removed by unplugging the coil cord from the motor.
- A lithium-ion battery powers the motor; a greener solution with no lead acid disposal and longer battery life.
- Delivers 50% more lift cycles per charge than industry average (avg of 80 cycles on one charge).
- Recharges from full depletion in only 2 hours, with daily charge needed of only 15 - 30 minutes (battery does not deteriorate from constant charging). Charging cord is 9' and plugs into a standard wall outlet.
- Battery replacement estimated at every 5 years with normal usage.
- On/Off power switch can also be used as an Emergency Stop by turning the switch to the Off position.
- 1-year warranty.



SLING OPTIONS

Easily adjustable with multiple configuration capability, the slings can be customized for optimum patient comfort. Three hooking options on each of the four attachment points allow for proper positioning to accommodate patient requirements. Flexible fabric hooks make it easier to ensure secure contact onto the sling clips. Handles for patient maneuvering prevents pulling on attachment straps. Because slings are free of rigid reinforcement materials, machine washing and water extraction (air dry only) can easily be done.



Universal Support Sling provides the most positioning options. Used for all surface-to-surface transfers, offers full body support. Features breathable mesh fabric with adjustable head support. Available in sizes small, medium, and large. 30-day warranty.



Hygienic Sling is used most commonly for bathing, toileting, and hygienic care thanks to its narrow cut. Features easy-clean solid fabric. Available in sizes small, medium, and large. 30-day warranty.

Sling size is determined by patient height and body weight. Case manager should request required sling size for patient.

Size	Height	Weight
Small (S)	<5 ft	<125 lbs.
Medium (M)	5 to 6 ft	125 to 250 lbs.
Large (L)	6 to 7 ft	250 to 440 lbs.

customerservice@ezaccess.com | 1.800.451.1903 | www.ezaccess.com